



OREGON  
DEPARTMENT OF  
EDUCATION

Oregon achieves... together!

# OREGON AT-A-GLANCE DISTRICT PROFILE

## Yamhill Carlton SD 1

SUPERINTENDENT: Charan Cline | 120 N Larch Pl, Yamhill 97148 | 503-852-6980

2018-19

### Students We Serve




**1,020**


Student Enrollment

### DEMOGRAPHICS


#### American Indian/Alaska Native




#### Asian




#### Black/African American




#### Hispanic/Latino



#### Multiracial



#### Native Hawaiian/Pacific Islander



#### White



**<5%**

Ever English  
Learners



**9**

Languages  
Spoken

**14%**

Students  
with  
Disabilities

**14%**

Mobile  
Students

**36%**

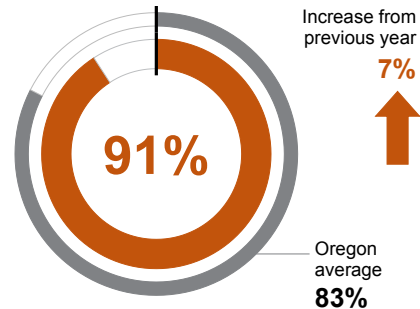
Free/  
Reduced  
Price Lunch

\*<10 students or data unavailable

### Start Strong

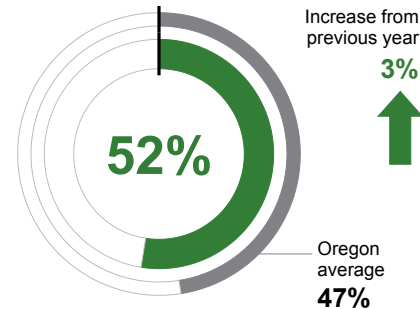
#### Grades K-2 REGULAR ATTENDERS

Students who attended more than 90% of their enrolled school days.



#### Grade 3 ENGLISH LANGUAGE ARTS

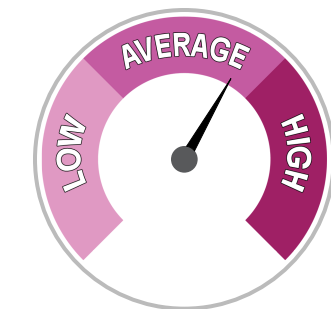
Students meeting state grade-level expectations.



### Academic Progress

#### Grades 3-8 INDIVIDUAL STUDENT PROGRESS

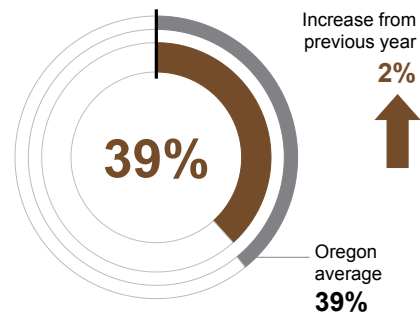
Year-to-year progress in English language arts and mathematics.



### High School Success

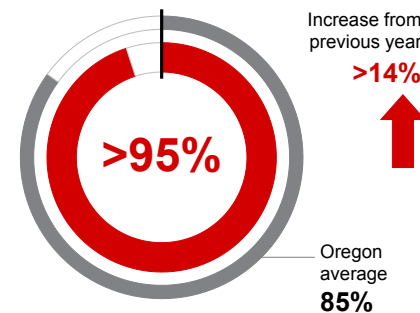
#### Grade 8 MATHEMATICS

Students meeting state grade-level expectations.



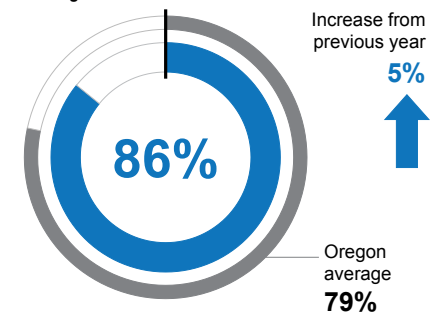
#### Grade 9 ON-TRACK TO GRADUATE

Students earning one-quarter of graduation credits in their 9th grade year.



#### Grade 12 ON-TIME GRADUATION

Students earning a diploma within four years. Cohort includes students who were first-time ninth graders in 2014-15.



### District Goals

- #1) By the end of the 2021-22 school year, the achievement gap between all students, economically disadvantaged students, and Hispanic students will be eliminated as measured by language arts state assessments.
- #2) Increase the 4 year high school graduation rate for all students economically disadvantaged, and Hispanic students to 90% by the end of the 2021-22 school year.
- #3) The school district will improve the school behavioral climate through the use of applied Social Emotional Learning strategies that will lower incidences of student misbehavior by 50% by the 2021-22 school year.

### State Goals

The Oregon Department of Education is partnering with school districts and local communities to ensure a 90% on-time, four year graduation rate by 2025. To progress toward this goal, the state will prioritize efforts to improve attendance, provide a well-rounded education, invest in implementing culturally responsive practices, and promote continuous improvement to close opportunity and achievement gaps for historically and currently underserved students.



**OREGON**  
DEPARTMENT OF  
EDUCATION

*Oregon achieves... together!*

# OREGON AT-A-GLANCE DISTRICT PROFILE CONTINUED

## Yamhill Carlton SD 1

SUPERINTENDENT: Charan Cline | 120 N Larch Pl, Yamhill 97148 | 503-852-6980

2018-19

### Our Staff (rounded FTE)



**6**

Administrators



**52**

Teachers



**19**

Educational  
assistants



**1**

Counselors



**0**

Licensed  
Librarians



**0**

Psychologists



**71%**

% of licensed teachers  
with more than 3 years  
of experience

### Outcomes

#### Grades K-2 REGULAR ATTENDERS

American Indian/Alaska Native	<10 students or data unavailable
Asian	<10 students or data unavailable
Black/African American	<10 students or data unavailable
Hispanic/Latino	>95%
Multiracial	90%
Native Hawaiian/Pacific Islander	<10 students or data unavailable
White	90%
Free/Reduced Price Lunch	87%
Ever English Learner	<10 students or data unavailable
Students with Disabilities	90%
Migrant	<10 students or data unavailable
Talented and Gifted	<10 students or data unavailable
Female	87%
Male	93%
Non-Binary	<10 students or data unavailable

#### Grade 8 MATHEMATICS

American Indian/Alaska Native	<10 students or data unavailable
Asian	<10 students or data unavailable
Black/African American	<10 students or data unavailable
Hispanic/Latino	25%
Multiracial	<10 students or data unavailable
Native Hawaiian/Pacific Islander	<10 students or data unavailable
White	41%
Free/Reduced Price Lunch	23%
Ever English Learner	<10 students or data unavailable
Students with Disabilities	<5%
Migrant	<10 students or data unavailable
Talented and Gifted	<10 students or data unavailable
Female	41%
Male	37%
Non-Binary	<10 students or data unavailable

#### Grade 3 ENGLISH LANGUAGE ARTS

<10 students or data unavailable
<10 students or data unavailable
<10 students or data unavailable
<10 students or data unavailable
<10 students or data unavailable
<10 students or data unavailable
56%
40%
<10 students or data unavailable
<10 students or data unavailable
<10 students or data unavailable
<10 students or data unavailable
53%
51%
<10 students or data unavailable

#### Grade 9 ON-TRACK TO GRADUATE

<10 students or data unavailable
<10 students or data unavailable
<10 students or data unavailable
<10 students or data unavailable
<10 students or data unavailable
<10 students or data unavailable
>95%
>95%
<10 students or data unavailable
92%
<10 students or data unavailable
<10 students or data unavailable
<10 students or data unavailable
>95%
>95%
Coming in 2019-20

#### Grades 3-8 INDIVIDUAL STUDENT PROGRESS

<10 students or data unavailable
<10 students or data unavailable
<10 students or data unavailable
Average
<10 students or data unavailable
<10 students or data unavailable
Average
Average
High
Average
<10 students or data unavailable
<10 students or data unavailable
High
Average
<10 students or data unavailable

#### Grade 12 ON-TIME GRADUATION

<10 students or data unavailable
0%
<10 students or data unavailable
89%
100%
100%
87%
79%
Data not available
85%
100%
88%
89%
84%
Coming in 2019-20